

CCGA 2021 Conference Donations & Expenses

Hopin Donations (Income)

\$2,265.00 Gross sales
- \$111.09 Actual Platform Fees Hopin & Stripe (.049%)

\$2,153.91 Net Hopin/Stripe Sales

Conference Expenses

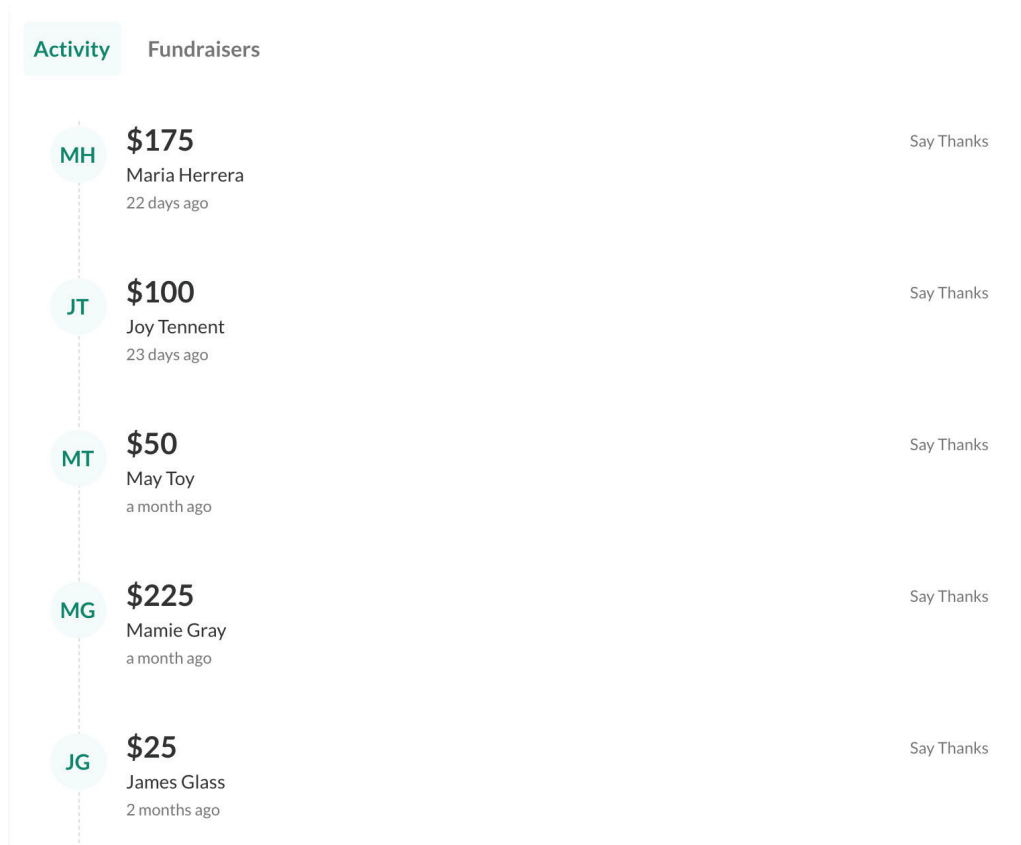
\$208.50 Hopin Subscription (monthly)
\$339.15 Vimeo Pro Unlimited (1 year)
\$40 Volunteer Refunds for Kay (\$15) and Raquel (\$25)

\$1,566.26 Total Hopin Donations to CCGA

Other Donations

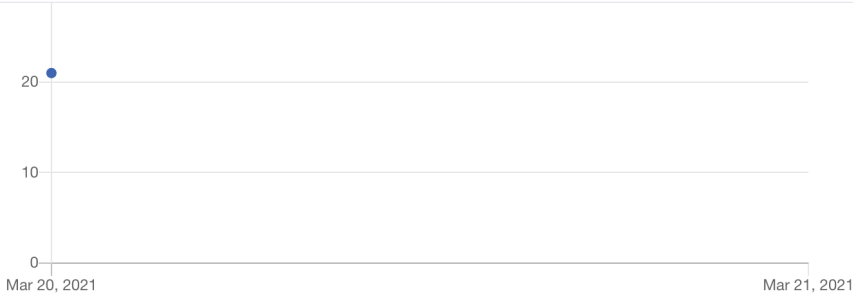
\$575.00 2021 GoFundMe Charity (if including 2020 registrations = \$1,150)
??? 2021 Sponsorships (Christy Webber, Openlands?)

\$2,141.26 Total 2021 Conference Donations to CCGA (without Sponsors)



Registrations

[Preview](#)



151

→ 0%

Ticket Sales

\$2265.0

→ 0%

Ticket sales by type

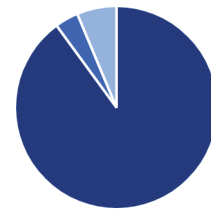
Attendee (test) Free	1/1
Attendee Hidden Ticket Free	45/50
Adult Admission \$25.00	82/500
Student Admission \$15.00	11/100
2020 Payers Free	1/10
Attendee Admission (Complimentary) Free	6/100

[Ticket Management >](#)

Net sales

\$2012

*note, fees were less than Hopin estimate



Gross sales	\$2265
Merchant fees(estimate)	\$94
Platform fees	\$159
Net sales	\$2012

Registrations by country

